

PREMIUM, UPS BACKUP, FAST & SOLAR
RESIDENTIAL & COMMERCIAL SLIDE GATE OPERATOR



SlideWinder®

Simple. Reliable. Secure.



KEEPS RUNNING WHEN POWER FAILS

SlideWinder's® unique UPS* battery backup virtually guarantees that your gate operates normally (with access controls and safety equipment fully operational) for thousands of feet of gate travel after power loss.

*uninterruptible power supply

FAST & SOLAR ☀️

SlideWinder® 38 speeds gates at up to 24" / second and it is field adjustable. SlideWinder® 24 and 38 are available in efficient solar models.

WHISPER QUIET

Install SlideWinder® close to living spaces. SlideWinder® is ultra quiet.

CLEAN STAINLESS STEEL CABLE DRIVE

No more rusty, ugly, dangling, grimy, open-to-the-elements, maintenance prone chain that's tough on gate hardware.

SMART TOUCH COMPATIBLE

Fully integrated with all HySecurity operators. On-board diagnostics and troubleshooting, field programmable, and communicates tailgating and other security breaches to command and control software.

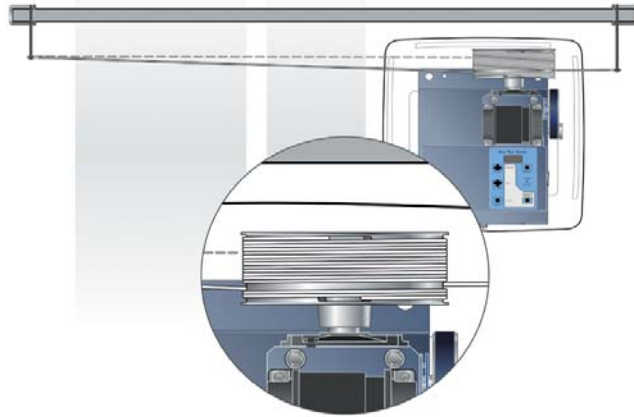
ULTRA RELIABLE

SlideWinder® comes with a 5-year limited warranty. It's rated for continuous duty. It meets the HySecurity standard of highest quality and reliability.

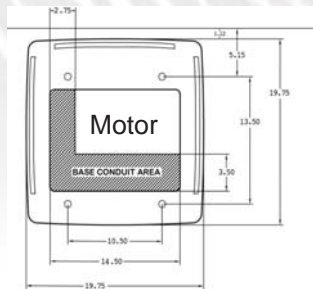


SlideWinder® specifications

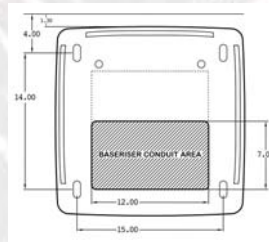
SlideWinder®, showing drum and cable-to-gate attachment. SlideWinder® features a non-slip, two cable drive system, preventing cable slippage. One cable winds on while the other winds off. SlideWinder® also features easy to set and precise limits. It always knows the position of its gate, even after AC power fails.



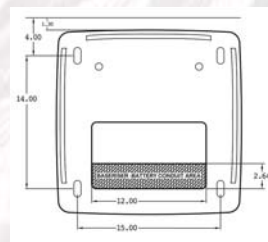
Conduit Locations



Standard, no baseriser



12" base riser
no extra batteries



12" base riser
with heavy duty batteries



SlideWinder® 24 (std. and solar)
1/2 hp; 12" / second
125 lb. pull force
1,200 lb. max gate weight
24' max gate travel
UL Class I - IV
115/208/230 single phase
50 or 60 Hz

Models

	1,200 lb. gates 12" / sec.	1,200 lb. gates 12" / sec.	NEW! FASTER! 2,000 lb. gates 9" / sec. to 24" / sec.	NEW! FASTER! 2,000 lb. gates 9" / sec. to 24" / sec.
Model	SlideWinder® 24	SlideWinder® 24S	SlideWinder® 38	SlideWinder® 38S
Type	Standard	Standard Solar	Heavy Duty	Heavy Duty Solar
Duty Cycle	continuous	continuous	continuous	continuous
Horsepower	1/2 hp	1/2 hp	1 hp	1 hp
Drive	small cable drum	small cable drum	large cable drum	large cable drum
Gate Weight	1,200 lb. gate max.	1,200 lb. gate max.	2,000 lb. gate max.	2,000 lb. gate max.
Gate Length	24 ft. max.	24 ft. max.	38 ft. max.	38 ft. max.
Rate of Travel	12" / sec.	12" / sec.	User adjustable	User adjustable
1 Phase Power	115/208/230 or 24V DC without modification	24V DC (Must use 2, 12 volt 110 AH batteries)	115/208/230 or 24V DC without modification	24V DC (Must use 2, 12 volt 110 AH batteries)
UPS Backup Standard	1,000 ft. gate travel after power loss std.	25,000 ft. gate travel after power loss std.	1,000 ft. gate travel after power loss std.	25,000 ft. gate travel after power loss std.
UL Listing	I, II, III, IV	I, II, III, IV	I, II, III, IV	I, II, III, IV



SlideWinder® 38 (fast and solar)
1 hp
up to 24" / second (field adjustable)
200 lb. pull force
2,000 lb. max gate weight
38' max gate travel
UL Class I - IV (> 12" / sec, III & IV)
115/208/230 single phase